

Full E band MPA, Psat=+13dBm



Product Overview

AT-PA-6090-1313 is a medium power amplifier operating in the 60-90GHz frequency range. The MPA is packaged in a waveguide module using industry standard WR-12.

MMIC technology LNA Chip is used, which ensures reliable and repeatable unit-to-unit result. Higher gain amplifier can be achieved.

More information, please visit www.atmicrowave.com

Advantages

- ✓ Frequency: 60-90GHz
- ✓ Gain: 13dB
- ✓ Pout: +13dBm
- ✓ Single Supply

Application

- ✓ E band Communication
- ✓ FOD (Foreigner Objects Debris)
- ✓ Test Equipment
- ✓ ROF (RF Over Fiber)
- ✓ Radar System

Key Features

Parameter	Min	Typical	Max
Frequency		60-90GHz	
Gain	9dB	13dB	
Output P1dB		+10dBm	
Psat		+13dBm	
NF		8dB	
Drain Supply		+5V	+8V
Current		170mA	210mA
Input Return Loss		-7dB	
Output Return Loss		-5dB	
Spec Temp		25C	





AT-PA-6090-1313

60-90GHz Medium Power Amplifier

Mechanical Information

Item	Description
Input Port	WR-12
Output Port	WR-12
Case Material	Copper
Finish	Gold Plated
Weight (Without Heatsink)	221g
Size:	See outline

Absolute Maximum Ratings Table

Parameter	Value
Drain Supply	+9V
RF Input Power	+10dBm
Operating Temperature	0 to +50C
Storage Temperature	-65 to +150C

Notes:

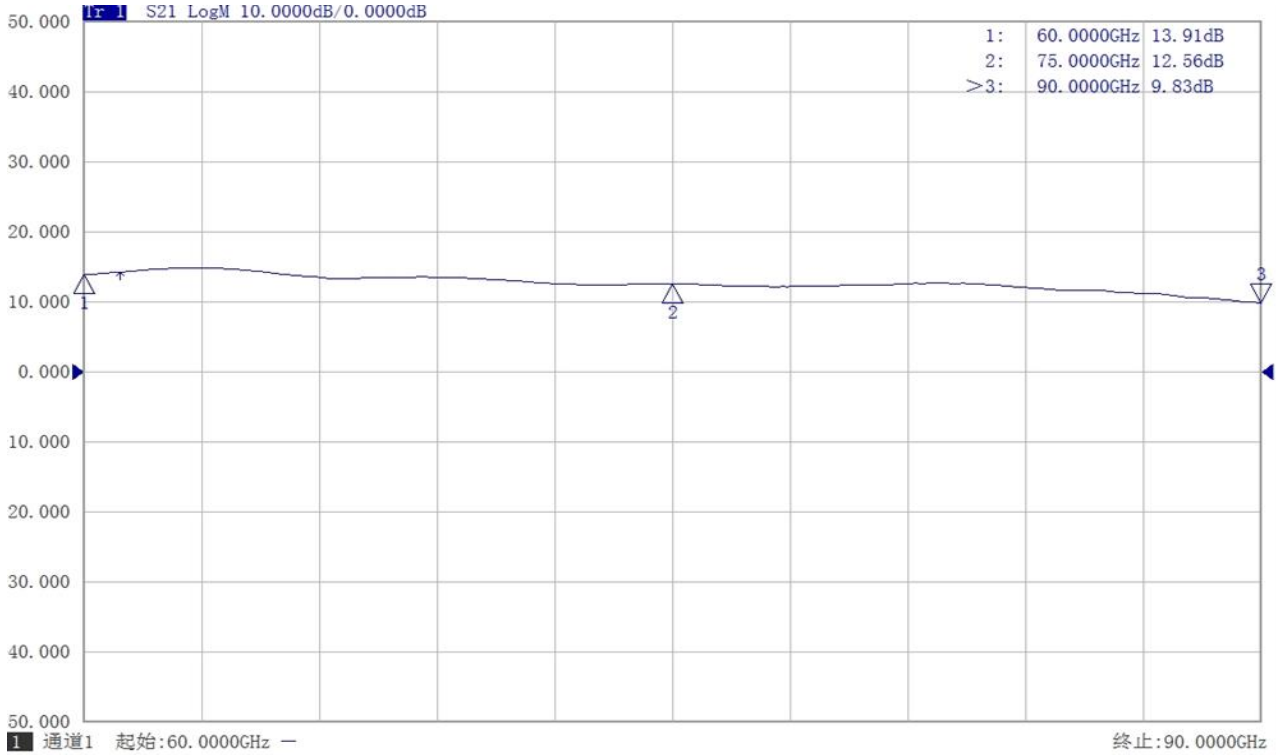
1. Datasheet may be changed according to update of MMIC, Raw materials , process, and so on.
2. This data is only for reference, not for guaranteed specifications.
3. Please contact AT Microwave team to make sure you have the most current data.

Part Number Selection Guide

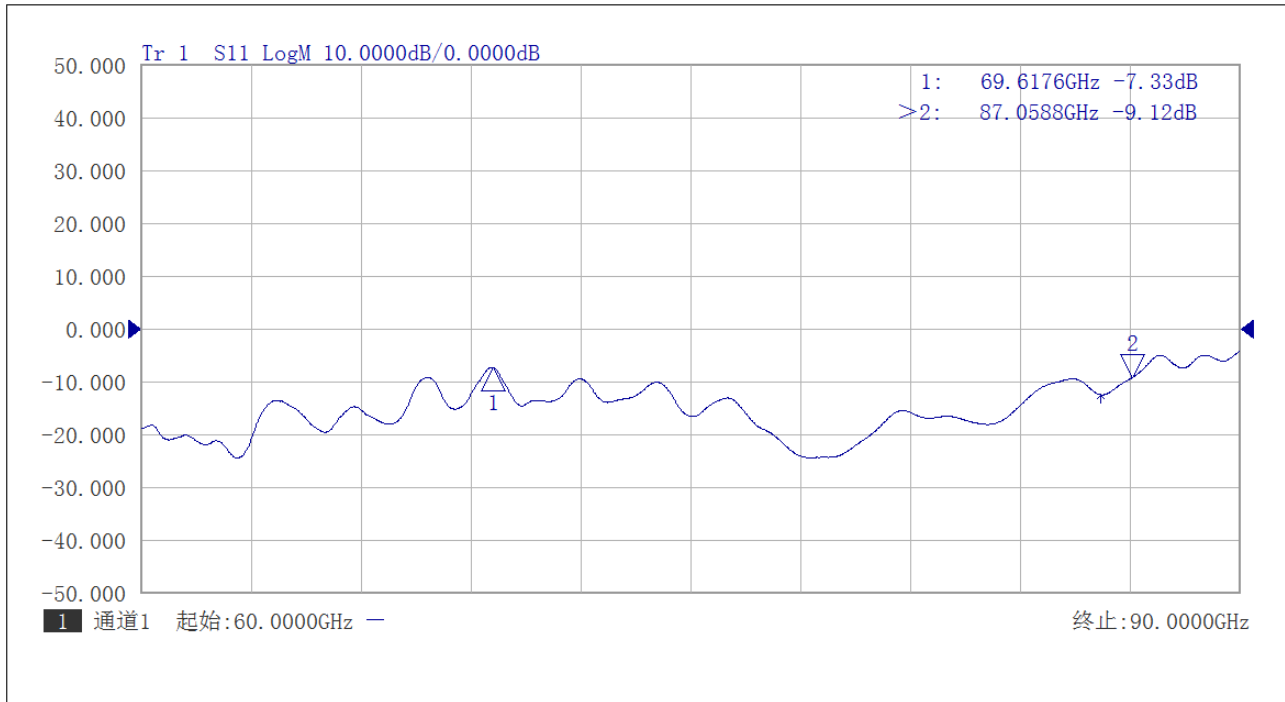
Item	Description
PN	Stand Module with DC Power Supply
PN-LCBT	L ow Cost, C ompact B ench- T op, +220V Supply with AC/DC Adapter



Test Data (25C)



Gain Vs Frequency



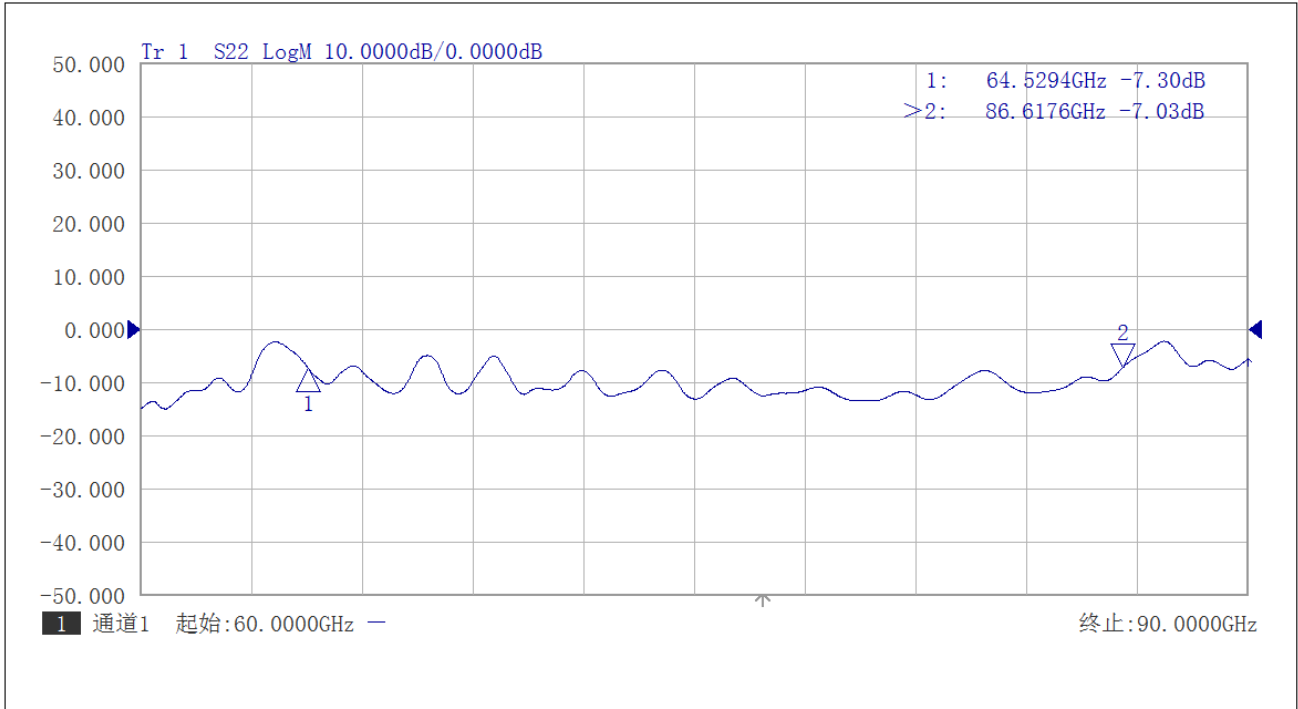
Input Return Loss vs Frequency



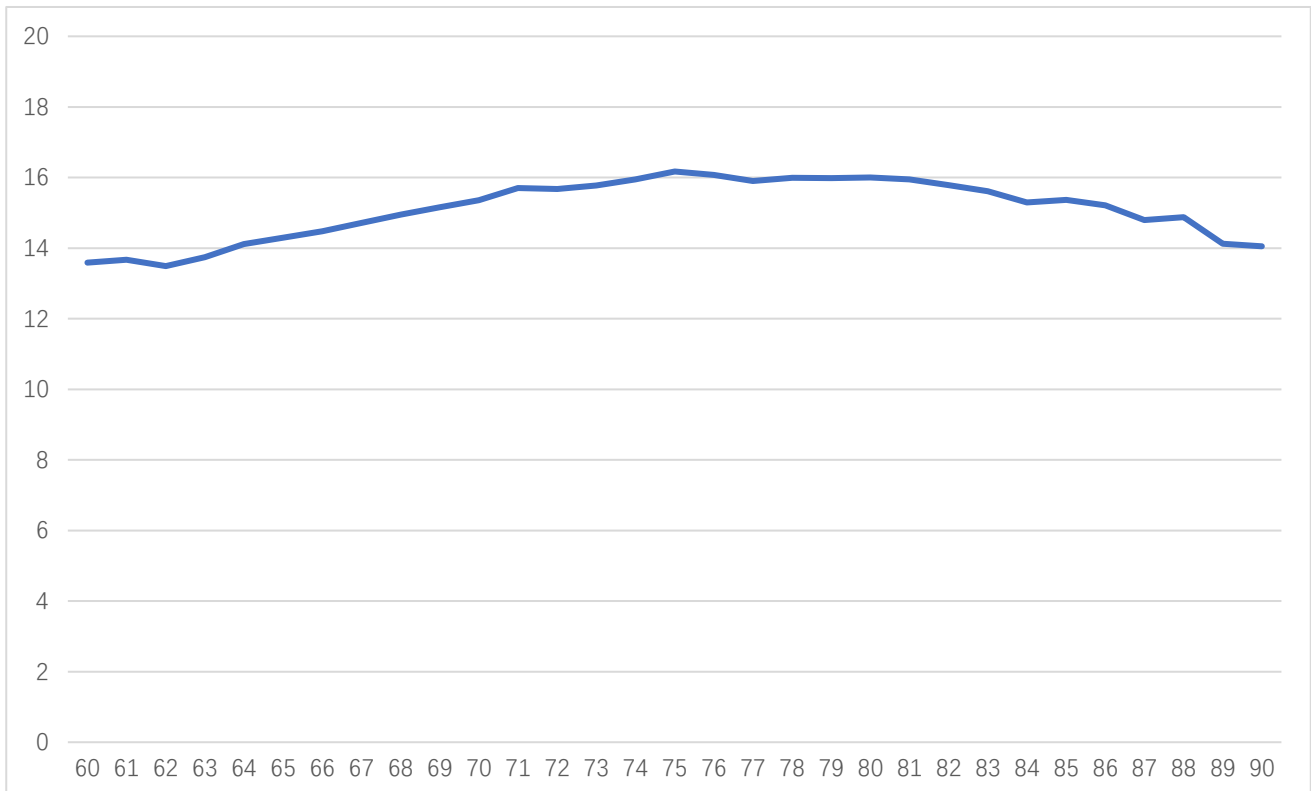


AT-PA-6090-1313

60-90GHz Medium Power Amplifier



Output Return Loss vs Frequency



Psat Vs Frequency



Dimension: (mm)

